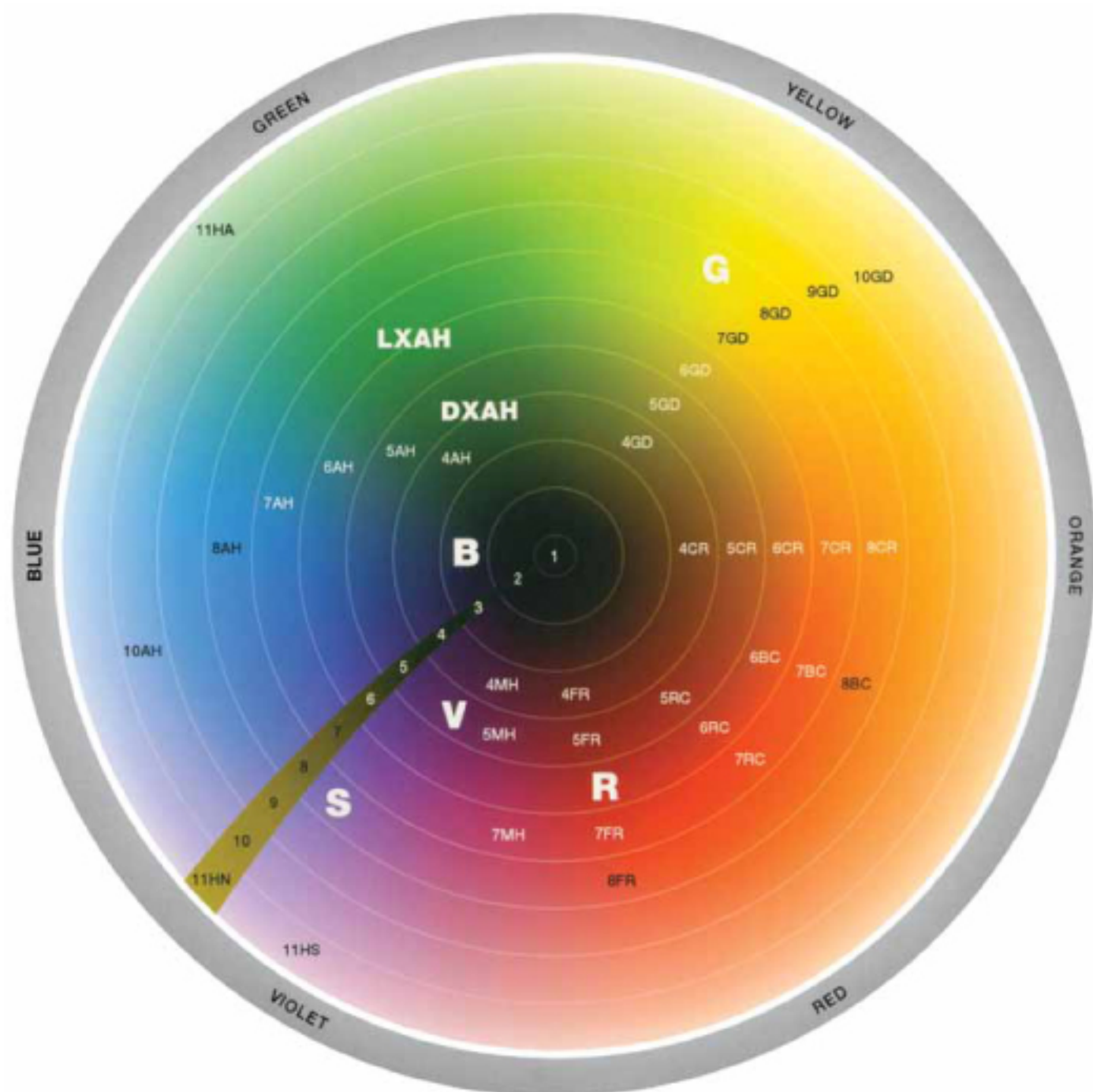


organic™  
color systems

## Shade Chart



## Organic Color Systems - Color Wheel



Grey Concentrate sits outside the color wheel. 4MO, 6TO, and 8CA are multi-tonal colors that have no major tones and so cannot sit on the color wheel, but they can be mixed freely with any other tone.

### Concentrates

Gold = **G**  
 Red = **R**  
 Blue = **B**  
 Violet = **V**  
 Silver = **S**

### Colors

Dark Extra Ash = **DXAH**  
 Light Extra Ash = **LXAH**

El Concentrado de Gris se posiciona fuera de la rueda de color. 4MO, 6TO y 8CA son colores multi-tonos que no tienen tonos mayores y por ello no pueden posicionarse en la rueda de color, pero pueden mezclarse libremente con cualquier otro tono.

### Concentrates

Oro = **G**  
 Rojo = **R**  
 Azul = **B**  
 Violeta = **V**  
 Plata = **S**

### Colors

Ceniza Adicional Oscura = **DXAH**  
 Ceniza Adicional Ligera = **LXAH**

Le Grey Concentrate se trouve à l'extérieur de la roue des couleurs. 4MO, 6TO et 8CA sont des couleurs multi-tonales qui n'ont pas de tons majeurs et qui n'ont donc pas de place sur la roue des couleurs. Elles peuvent toutefois être mélangées librement avec n'importe quelle autre teinte.

### Concentrates

d'Or = **G**  
 Rouge = **R**  
 Bleu = **B**  
 Violet = **V**  
 Argenté = **S**

### Colors

Brun Cendré Extra Foncé = **DXAH**  
 Blond Cendré Extra Clair = **LXAH**

## Natural Base



**1**  
Black  
Negro  
Noir



**2**  
Darkest Brown  
Brown Más Oscuro  
Châtain Très Foncé



**3**  
Dark Brown  
Brown Oscuro  
Châtain Foncé



**4/4NN**  
Medium Brown  
Brown  
Châtain



**5/5NN**  
Light Brown  
Marrón Claro  
Châtain Clair



**6/6NN**  
Dark Blonde  
Blonde Oscuro  
Blond Foncé



**7/7NN**  
Medium Blonde  
Rubio  
Blond



**8/8NN**  
Light Blonde  
Rubio Claro  
Blond Clair



**9**  
Very Light Blonde  
Blonde Muy Ligero  
Blond Très Clair



**10**  
Extra Light Blonde  
Blonde Ligero Adicional  
Blond Extra Clair



**11HN**  
Super Lightening Natural Blonde  
Blonde Natural del Aligamiento Estupendo  
Blond Natural Très Éclaircissant

Colors 1-8 are designed to cover grey hair. For resistant grey hair, use the NN series 4NN-8NN. To cover grey hair with a fashion color, mix with an equal amount of the corresponding base shade.

Les teintes 1-8 ont été conçues pour colorer les cheveux gris. Pour les cheveux gris résistants à la coloration, veuillez utiliser la série NN 4NN-8NN. Pour colorer les cheveux gris avec une couleur à la mode, mélangez une quantité égale de la teinte de base correspondante.

Los colores del 1-8 están diseñados para cubrir las canas. Para canas resistentes, utilice las series NN de 4NN-8NN. Para cubrir las canas con un color de moda, mezcle éste con una cantidad igual del tono de base correspondiente.

## Ash/AH



**DXAH**  
Dark Extra Ash  
Cenizas Extra Oscuro  
Brun Cendré Extra Foncé



**4AH**  
Medium Ash Brown  
Ceniza Media Brown  
Brun Cendré



**5AH**  
Light Ash Brown  
Ceniza Ligera Brown  
Brun Cendré Clair



**6AH**  
Dark Ash Blonde  
Blonde Oscuro de la Ceniza  
Blond Cendré Foncé



**7AH**  
Medium Ash Blonde  
Blonde Medio de la Ceniza  
Blond Cendré



**8AH**  
Light Ash Blonde  
Blonde Ligero de la Ceniza  
Blond Cendré Clair



**LXAH**  
Light Extra Ash  
Ceniza Adicional Ligera  
Blond Cendré Extra Clair



**10AH**  
Extra Light Ash Blonde  
Blonde Ligero Extra de la Ceniza  
Blond Cendré Extra Clair



**11AH**  
Super Lightening Ash Blonde  
Blonde Estupendo de la Ceniza  
Blond Cendré Super Éclaircissant

## Silver/S



**8S**  
MIXED TONE  
9/10 x 8 + 1/10 Silver  
Concentrate



**9S**  
MIXED TONE  
9/10 x 9 + 1/10 Silver  
Concentrate




**10S**  
MIXED TONE  
9/10 x 10 + 1/10 Silver  
Concentrate



**11HS**  
Super Lightening Silver Blonde  
Blonde Estupendo de la Plata  
Blond Argent Super Éclaircissant

## Gold/GD



**4GD**

Medium Golden Brown  
Brown de Oro Medio  
Châtain Doré



**5GD**

Light Golden Brown  
Brown de Oro Ligero  
Châtain Doré Clair



**6GD**

Dark Golden Blonde  
Blonde de Oro Oscuro  
Blond Doré Foncé



**7GD**

Medium Golden Blonde  
Blonde de Oro Medio  
Blond Doré



**8GD**

Light Golden Blonde  
Blonde de Oro Ligero  
Blond Doré Clair



**9GD**

Very Light Golden Blonde  
Blonde de Oro Muy Ligero  
Très Léger Doré Blond



**10GD**

Extra Light Golden Blonde  
Blonde de Oro Ligero Adicional  
Extra Léger Doré Blond

## Copper Gold/CG



**4CG**

MIXED TONE  
1/2 x 4GD + 1/2 4CR



**5CG**

MIXED TONE  
1/2 x 5GD + 1/2 5CR



**6CG**

MIXED TONE  
1/2 x 6GD + 1/2 6CR



**7CG**

MIXED TONE  
1/2 x 7GD + 1/2 7CR



**8CG**

MIXED TONE  
1/2 x 8GD + 1/2 8CR

## Copper/CR



**4CR**

Medium Copper Brown  
Brown de Cobre Medio  
Auburn



**5CR**

Light Copper Brown  
Brown de Cobre Ligero  
Auburn Clair



**6CR**

Dark Copper Blonde  
Blonde de Cobre Oscuro  
Blond Cuivre Foncé



**7CR**

Medium Copper Blonde  
Blonde de Cobre Oscuro  
Blond Cuivre Foncé



**8CR**

Light Copper Blonde  
Blonde de Cobre Ligero  
Blond Cuivre Clair

## Bright Copper/BC



**6BC**

Dark Bright Copper  
Cobre Brillante Oscuro  
Lumineux Cuivre Foncé



**7BC**

Medium Bright Copper  
Cobre Brillante Medio  
Lumineux Cuivre



**8BC**


Light Bright Copper  
Cobre Brillante Ligero  
Lumineux Cuivre Clair

## Red Copper/RC




**5RC**

Dark Red Copper  
Cobre Rojo Oscuro  
Rouge Cuivre Foncé



**6RC**


Medium Red Copper  
Cobre Rojo Medio  
Rouge Cuivre



**7RC**

Light Red Copper  
Cobre Rojo Ligero  
Rouge Cuivre Clair

## Mocha, Toffee, Caramel



**4MO**

Mocha  
Mocha  
Moka



**6TO**

Toffee  
Caramelo  
Caramel Foncé



**8CA**

Caramel  
Caramelo  
Caramel

## Red/FR



**4FR**

Fiery Red Brown  
Rojo Marrón Ardiente  
Châtain Roux Flamboyant



**5FR**

Fiery Red Light Brown  
Marrón Claro Rojo Ardiente  
Châtain Roux Clair Flamboyant



**7FR**

Fiery Red Medium Blonde  
Blonde Medio Rojo Ardiente  
Blond Roux Flamboyant



**8FR**

Fiery Red Light Blonde  
Blonde Claro Rojo Ardiente  
Blond Roux Clair Flamboyant

## Mahogany/MH




**4MH**

Medium Mahogany Brown  
Brown de Caoba Medio  
Acajou



**5MH**

Light Mahogany Brown  
Brown de Caoba Ligero  
Acajou Clair



**7MH**

Medium Mahogany Blonde  
Blonde de Caoba Medio  
Blond Acajou

## Concentrates



**BLUE**

Blue Concentrate  
Concentrado Azul  
Concentré Bleu



**GREY**

Grey Concentrate  
Concentrado Gris  
Concentré Gris



**VIOLET**

Violet Concentrate  
Concentrado Violeta  
Concentré Violet



**RED**

Red Concentrate  
Concentrado Rojo  
Concentré Rouge



**GOLD**

Gold Concentrate  
Concentrado Oro  
Concentré d'Or



**SILVER**

Silver Concentrate  
Concentrado Plata  
Concentré Argenté

Concentrates give you the ability to customize colors.

Los Concentrados permiten que usted personalice colores.

Les Concentrés vous donnent la possibilité de personnaliser les couleurs.

# Organic Color Systems - Quick Reference Guide

## Organic Color Systems

### Grey Coverage

Colors 1 to 8 are designed to cover grey hair. For resistant grey hair, use the NN series 4NN to 8NN. To cover grey hair with a fashion color, mix with an equal amount of the corresponding base shade.

### Activators

0% (0 vol): designed to dilute, mix with 1 part 3% to use as a toner or color wash

3% (10 vol): for use as a demi-permanent or as a toner

6% (20 vol): for staying on the same base, for going darker and for coverage of grey hair

9% (30 vol): lifts 1 to 2 shades and will achieve coverage on grey hair

12% (40 vol): gives the maximum lift of 2 to 3 shades

Cream Activator 12% (40 vol): gives up to 4 shades of lift with Hi-Lift colors & up to 3 shades of lift with others

### Mixing

For normal coloring techniques, mix the color gel and the activator in equal quantities. For maximum coverage on grey hair, mix 50ml color gel with 40ml activator 6% (20 vol). For Hi-Lift colors, mix 1 part color gel with 2 parts cream activator 12% (40 vol).

### Developing

Apply the color and place a plastic cap over the hair. Apply gentle heat for the first 10 to 15 minutes. Do not use excessive heat; a temperature of around 104°F(40°C) is recommended. For normal coloring techniques, a development time of 30 to 45 minutes is recommended. For Hi-Lift colors, the development time should be extended to 50 minutes. NOTE: All colors can be left on for longer.

### Removing the Color

IT IS ESSENTIAL TO USE ORGANIC CARE SYSTEMS SHAMPOOS AND CONDITIONERS AT THE BACKWASH, AS THIS COMPLETES THE COLORING PROCESS, CLOSING THE CUTICLE AND RETURNING THE HAIR TO pH5. At the backwash, add warm water to the color and gently massage into a lather for 3-5 minutes. The longer you massage, the better the coverage on grey hair will be. This will also ensure that all color residues are removed from the scalp. Rinse thoroughly until the water runs clear. Apply Organic Care Systems Shampoo, lather and rinse, then towel blot. Then apply Organic Care Systems Conditioner, ensuring that you leave it on for 5 minutes. This will close the cuticle and return the hair and scalp back to pH5.

## Naturlite and Naturlite Oil

### Mixing instructions for off-the-scalp applications

Using the scoop provided, measure one scoop of NATURLITE. Then mix in 2 scoops of the NATURLITE CREAM ACTIVATOR and blend to a smooth paste.

### Activators

NATURLITE CREAM ACTIVATOR 3% (10 vol): designed to give 1 shade of lift

NATURLITE CREAM ACTIVATOR 6% (20 vol): designed to give 2 shades of lift

NATURLITE CREAM ACTIVATOR 9% (30 vol): designed to give 2 to 3 shades of lift

NATURLITE CREAM ACTIVATOR 12% (40 vol): designed to give 3 to 4 shades of lift

### Mixing instructions for on-the-scalp applications

Measure 2 scoops of NATURLITE with 2 scoops of NATURLITE CREAM ACTIVATOR 9% or 12%. Blend to a smooth paste, add 1 scoop of NATURLITE OIL and mix thoroughly.

### Activators

NATURLITE CREAM ACTIVATOR 3% (10 vol): designed to give 1 shade of lift

NATURLITE CREAM ACTIVATOR 6% (20 vol): designed to give 2 shades of lift

NATURLITE CREAM ACTIVATOR 9% (30 vol): designed to give 2 to 3 shades of lift

NATURLITE CREAM ACTIVATOR 12% (40 vol): designed to give 3 to 4 shades of lift

### Removal for both applications

Add water and gently massage. Rinse thoroughly until the water runs clear. Apply Organic Care Systems Shampoo, lather and rinse, then towel blot. Then apply Organic Care Systems Conditioner, ensuring that you leave it on for 5 minutes. This will close the cuticle and return the hair to pH5.

### Sensitivity Test (Skin Allergy Test)

You should carry out a sensitivity test on all new clients, as well as established clients on a regular basis.

**Por favor contacte con nosotros para una versión de esta guía rápida de referencia en español.**

**Veillez nous contacter pour une version de ce guide de référence rapide en français.**



Organic Color Systems is exclusively distributed in the U.S. & Canada by

**Organic Salon Systems**

35095 U.S. Hwy. 19 N., Suite 201, Palm Harbor, FL 34684

1-888-213-4744 | [organicsalonsystems.com](http://organicsalonsystems.com)